



PURISTA®

PREMIUM

COMFORT

STANDARD

Freely adjustable water quantity 25-220 ml

Pour 1 cup or 2 cups simultaneously (double cup mode)

3 settings for coffee strength

Single-cup dispensing

Symbol display with red LEDs

Favourite coffee button

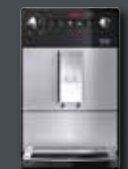

Service button

On/off switch (0 watt feature)



Further product details

- Freely adjustable water quantity 25-220 ml for small and large cups
- Energy efficiency: When the 0 watt switch is pressed, the Purista® disconnects from the mains
- Chrome elements: coffee outlet, dial, on/off switch
- Removable water tank with 1.2 l capacity and automatic water level monitoring
- 125g bean container
- 1.450 watts
- Dimensions (W x H x D) 200 x 325 x 455 mm

	Product name	Type number	GTIN 40.06508.
	Purista® silver	F 23/0-101	22160.8
	Purista® black	F 23/0-102	22161.5



PURISTA®

PURE COFFEE ENJOYMENT WITHIN THE SMALLEST SPACE

As the name suggests the Melitta® Purista® is our new purist fully automatic coffee machine that concentrates exclusively on making perfect coffee.

We developed the Purista® based on market research results, which especially showed us one thing: Many customers want a simple fully automatic coffee machine with separate buttons for each drink on a large and clearly laid out front panel.

The result is a fully automatic coffee machine with state-of-the-art technology and a completely new pump control system. This means, water and coffee are in contact for just the right amount of time, allowing the coffee flavours to develop even better.

At only 200 mm wide, it is one of the narrowest fully automatic coffee machines in the world. But even the best design can only impress in combination with excellent features. And the Purista® does - a modern front panel, large, integrated buttons and a large rotary switch ensure easy handling. The newly designed drip tray has a stainless steel drip plate with an integrated high-quality anti-scratch plastic insert.

The Purista® is also equipped with the high-quality steel cone grinder used in our top models CI Touch®, Barista T Smart® and Barista TS Smart®. Most importantly, it is especially quiet!

HIGHLIGHTS:



SUPER SILENT

Whisperquiet Grinder

You can drink freshly ground coffee while everyone else sleeps. Your fully automatic coffee machine has a super-quiet steel cone grinder that grinds the coffee beans quickly and quietly.



FAVOURITE COFFEE

Favourite coffee button

Pour your favourite coffee in no time: a real highlight that is normally only found on high-priced fully automatic coffee machines! A person can save their preferred coffee strength and quantity. And then? Just press your favourite coffee button and enjoy perfect coffee!



20 CM
SMALL SIZE

A slim miracle

The Purista® is really slim - only 20cm wide! We don't need more space than that for the high-quality Melitta® technology.



Smart support

Download the Melitta® Companion® app to your smartphone. There you will find practical information and tutorials. Fast service is of course also available with the app.



UNIQUE COFFEE ENJOYMENT



AROMATIC
COFFEE
ENJOYMENT

Aromatic Coffee Enjoyment

The new pump control guarantees an ideal contact time between coffee and water. You can now enjoy the two classics Espresso and Café Crème with even better developed flavours.



AROMA
EXTRACTION
SYSTEM

A.E.S.

Aroma-Extraction-System (A.E.S.)

More flavour with pre-brewing: The freshly ground coffee is moistened with water before the actual brewing process. As a result, the flavours dissolve better and where do they end up? In your coffee, of course.



COFFEE
STRENGTH

3 STEPS

Adjustable coffee strength

The intensity of the coffee strength is easy to adjust from mild to medium to strong. You can adjust the amount of coffee, too, of course. Variable - exactly the way you like it.



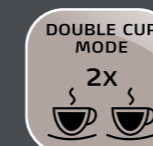
FINENESS OF
GRINDING

5 STEPS

Five grinder settings

Coffee just the way connoisseurs like it - freshly ground from whole beans.

INTUITIVE TO USE



DOUBLE CUP
MODE

2X

Double Cup Mode

It's better together - the Double Cup Mode allows you to make two cups of espresso or café crème at the same time. It is of course also suitable for those who drink a lot of coffee.



ADJUSTABLE
OUTLET

Height adjustable coffee outlet

The outlet is height-adjustable up to 135 mm so that you can also use glasses or extra large mugs.



SYMBOL-
DISPLAY

LED

LED symbol display

It goes without saying - the LED display with red symbols makes using the fully automatic coffee machine simple and convenient.



ANTI
SCRATCH

Anti Scratch

The newly designed drip tray has a stainless steel drip plate with an integrated high-quality anti-scratch plastic insert.

EASY TO CLEAN AND CARE FOR



REMOVABLE
BREWING UNIT

Removable brewing unit

The complete brewing unit is easy to remove and is simple to clean. The interior of the machine is accessible and can be cleaned without any problems.



AUTO CLEAN &
DESCALING

Automatic cleaning and descaling programme


Communication is everything. Your fully automatic coffee machine informs you on the display when it needs to be cleaned or descaled.



WATER FILTER
COMPATIBILITY

Water filter compatibility

To make your coffee taste even better use a Melitta® Pro Aqua water filter. Another advantage is that when you do, then your machine only needs to be descaled once a year*. The filter prevents limescale deposits in the water system for as long as possible.



SERVICE

Service button

Many fully automatic machines with a symbol display can be complicated to use. We have found a solution - the service button! It gives you quick access to the cleaning and descaling programme, the brewing temperature and water hardness settings and the auto-off feature. Changing the filter is also piece of cake.

*Based on a 120 ml cup 6 cups a day and changing the filter 6 times according to the appliance specifications.