

 **nuova
SIMONELLI®**
The coffee machines you can trust.





APPIA
life.



ENG

Coffee machines for life.





APPIA *life.*

APPIA LIFE XT
2 GROUPS



APPIA LIFE XT
3 GROUPS



The family expands

XTSERIES

APPIA LIFE COMPACT
2 GROUPS



APPIA LIFE
3 GROUPS



APPIA LIFE
1 GROUPS



STANDARD SERIES

simple and... innovative



**ENERGY
SAVING
& COST-
EFFECTIVE**





INSULATION

The boiler of the Appia Life has DRYTEX THERMICAL technology insulation that

reduces 13%*

of energy consumption compared to the Appia II, and it comes as standard series in the whole range of the machine.



CONSUMPTION

Appia Life guarantees a

20% reduction

in energy consumption and environmental impact. The Life Cycle Assessment** analysis confirms that the Appia Life with its new thermal system, new materials, and general optimization of the mechanical components, has **20%** less environmental impact compared to the Appia II.

Life.

* value calculated on Appia Life vs Appia II benchmark

** Life Cycle Assessment is a structured and standardized method used worldwide that quantifies the potential impacts on the environment and human health associated with the use of a product, starting with respecting resources and emissions.

Life.





APPIA LIFE: PRODUCTIVITY AND CONSISTENCY



HIGH PRODUCTIVITY

Appia Life is able to prepare up to **250** cappuccinos* on daily basis.



MACHINE CONSISTENCY. BECAUSE EVERY CUP COUNTS.

The machine consistency is based on the following technology:

- **SIS – SOFT INFUSION SYSTEM**

SIS guarantees a soft infusion allowing a consistent result, it compensates for any incorrect coffee tamping and it avoids the channelling effect.

- **EASYCREAM**

It allows the quick and automatic making of a dense and velvety milk cream. The nozzles thermal insulation allows this component to be safe, reliable and hygienic.

*Data: Appia Life 2groups volumetric

APPRIA *life.*

XT SERIES

EVEN MORE ADVANCED

The new XT version completes the Appia Life machines family, available in 2 and 3 groups in the volumetric version [5 dispensing keys per group].

The performance remains unchanged compared to the 2 and 3 group Appia Life models, but the Appia Life XT has evolved in the form and in the innovative details that improve the final results.



TFT DISPLAY FEATURES



DOSE PROGRAM

It allows programming the dose for each group.



CLEANING

It allows scheduling the group cleaning and set up the alarm.



COUNTERS

It's possible to see how many times each group dispensed coffee.



DISPLAY AND BUTTONS

It's possible to adjust the brightness of the buttons and display.



SETTINGS

It allows the setting of standard functions and it provides information about the software and connection.



GREAT COMFORT MEANS HAPPY BARISTAS

Happy barista means greater productivity.

Appia Life makes productivity even more efficient thanks to its ergonomic style, improving the service speed and assisting the barista in day-to-day performances.



REVERSE MIRROR

This feature allows the barista to check the coffee dripping and cleanliness of the filter holder from a much more comfortable position.



ALIGNED CUP WARMER

The cup warmer is aligned with the top of the machine. Thanks to this feature, the user has an easier reach and speeds up the working process.



PUSH BUTTON PANEL

The push-button panel has been re-created to be user friendly and more resistant in the long run.



EASY MAINTENANCE

Appia Life has been designed to be more efficient when it comes to maintenance. The complete new style of the machine facilitates the user in any operations routine. Its new adjustable nozzle attachment, new side opening system and redesigned groups, are all features that allow it to be majorly efficient.



NO ONE HAS EVER GIVEN YOU SO MUCH FOR THE SAME VALUE AS APPIA LIFE

Appia Life is available with 2 groups as "Semi-automatic" and "Volumetric", which has useful functions including the practical "automatic wash".

SEMI-AUTOMATIC

VOLUMETRIC





←
*redesigned
and enhanced*

NEW DESIGN

Even more compact, the Appia Life empowers a stronger connection between machine and barista. The new stylish design allows the coffee machine to be suitable for any arrangement.

With the edition of two chrome bands wrapped around the rear panel, the machine radiates a serene fascination.

RAISED GROUP ☕🍵☕🧋



LOW GROUP ☕



SINGLE GROUP ☞☕



COMPACT ↘↙



FUNCTIONAL ASPECTS

Appia Life has all the great features of the previous Appia, only better; push & pull levers, soft-touch portafilter, stainless steel drip tray, adjustable steel nozzles, the wide work surface, the water level indicator, the dual scale pressure gauge and the raised or standard height groups are all re-confirmed features of this incredible machine.

The remote control function is one of the newest features of the Appia Life. It helps the user control and manage the machine from a remote device.

STAINLESS STEEL
STEAM WAND

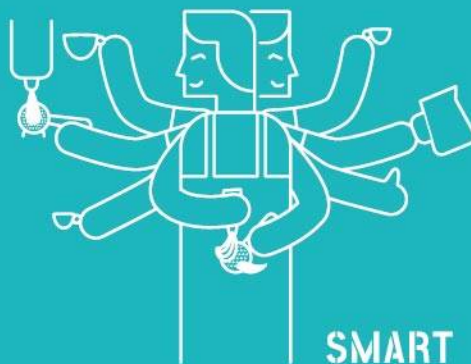
ALIGNED
CUP WARMER



ENERGY
EFFICIENCY



LONG
LASTING
MACHINE



SMART



PUSH & PULL
LEVERS

AUTOMATIC
CLEANING

DIGITAL
CONTROL



REMOTE
CONTROLLED



RAISED OR LOW
GROUP



EASY
CREAM
SYSTEM



DELICIOUS
COFFEE



TOUGH



USER
FRIENDLY

REVERSE
MIRROR



XTSERIES





STANDARD SERIES



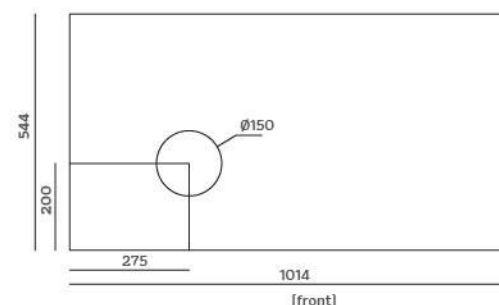
XT SERIES



VERSION		XT 2 GROUPS	XT 3 GROUPS
MODEL		Volumetric	Volumetric
BODY	MATERIAL	stainlesssteel with ABS	stainlesssteel
BOILER	TOTAL CAPACITY	11lt	15lt
	INSULATION	included	included
	PRESSURE SENSORS	included	included
GROUP	RAISED GROUPS	optional	optional
	LED LIGHTS	included	included
STEAM	EASYCREAM	optional	optional
	COOL TOUCH STEAM WAND	optional	optional
HOT WATER	N. WAND	1	1
	ECONOMIZER	optional	optional
CUPWARMER	ON/OFF ELECTRIC	optional	optional
RAIL		optional	optional
REMOTE CONTROL		optional	optional
DISPLAY		included	included
DIMENSION	W x D x H mm	784 x 545 x 498	1014 x 545 x 498
WEIGHT	NET/GROS KG	54/66	72/85
POWER	VOLTAGE	220-240V 50+-60Hz 380-415V V3N	220-240V 50+-60Hz 380-415V V3N
	MAXIMUM POWER	3350	5400

TECHNICAL SPECIFICATIONS, COLOURS AND DIMENSIONS

In addition to the "standard" version with side panels and black base, Appia Life is also available in White Pearl and Heart Red, with chrome profiling.



Hole size
and distance
3 GROUPS

S

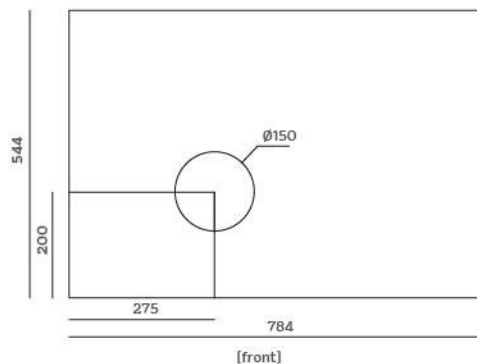
STANDARD SERIES



TECHNICAL SPECIFICATIONS, COLOURS AND DIMENSIONS

In addition to the “standard” version with side panels and black base, Appia Life is also available in White Pearl and Heart Red, with chrome profiling.

Hole size
and distance
2 GROUPS



VERSION		2 GROUPS		3 GROUPS	
MODEL		Semi-automatic	Volumetric	Semi-automatic	Volumetric
BODY	MATERIAL	stainlesssteel with ABS	stainlesssteel with ABS	stainlesssteel with ABS	stainlesssteel with ABS
BOILER	TOTAL CAPACITY	11lt	11lt	15lt	15lt
	INSULATION	included	included	included	included
GROUP	RAISED GROUPS	optional	optional	optional	optional
STEAM	EASYCREAM		optional		optional
	COOL TOUCH STEAM WAND	optional	optional	optional	optional
HOT WATER	N. WAND	1	1	1	1
	ECONOMIZER	optional	optional	optional	optional
CUPWARMER	ON/OFF ELECTRIC		optional		optional
RAIL		optional	optional	optional	optional
REMOTE CONTROL			optional		optional
DIMENSION	W x D x H mm	784 x 544 x 500	784 x 544 x 500	1014 x 544 x 500	1014 x 544 x 500
WEIGHT	NET/GROS KG	54/66	54/66	72/85	72/85
POWER	VOLTAGE	220-240V 50+-60Hz 380-415V V3N	220-240V 50+-60Hz 380-415V V3N	220-240V 50+-60Hz 380-415V V3N	220-240V 50+-60Hz 380-415V V3N
	MAXIMUM POWER	3350	3350	5400	5400

S

STANDARD SERIES

WHITE PEARL



BLACK

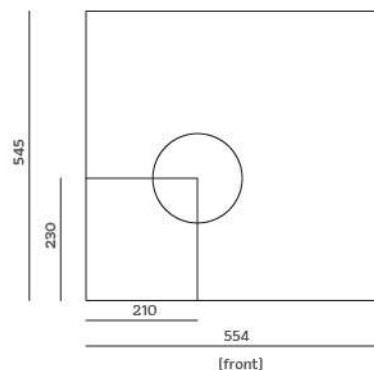


HEART RED



TECHNICAL SPECIFICATIONS, COLOURS AND DIMENSIONS

In addition to the "standard" version with side panels and black base, Appia Life is also available in White Pearl and Heart Red, with chrome profiling.

Hole size
and distance
COMPACT


VERSION		COMPACT	
MODEL		Semi-automatic	Volumetric
BODY	MATERIAL	stainless steel with ABS	stainless steel with ABS
BOILER	TOTAL CAPACITY	7,5lt	7,5lt
	INSULATION	included	included
GROUP	RAISED GROUPS	optional	optional
STEAM	EASYCREAM		optional
	COOL TOUCH STEAM WAND	optional	optional
HOT WATER	N. WAND	1	1
	ECONOMIZER	optional	optional
CUPWARMER	ON/OFF ELECTRIC	optional	optional
REMOTE CONTROL			optional
DIMENSION	W x D x H mm	554 x 545 x 498	554 x 545 x 498
WEIGHT	NET/GROS KG	42,5/52,5	42,5/52,5
POWER	VOLTAGE	220-240 V 50-60Hz	220-240 V 50-60Hz
	MAXIMUM POWER	2900	2900

S

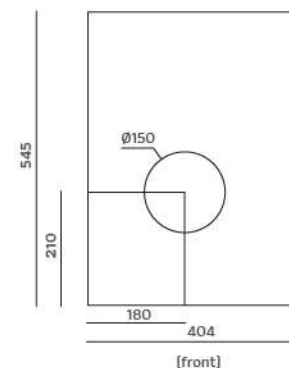
STANDARD SERIES



VERSION		1 GROUP	
MODEL		Semi-automatic	Volumetric
BODY	MATERIAL	stainless steel with ABS	stainless steel with ABS
BOILER	TOTAL CAPACITY	5lt	5lt
	INSULATION	included	included
GROUP	RAISED GROUPS	included	included
STEAM	EASYCREAM		optional
	COOL TOUCH STEAM WAND	optional	optional
HOT WATER	N. WAND	1	1
	ECONOMIZER	optional	optional
REMOTE CONTROL			optional
DIMENSION	W x D x H mm	404 x 545 x 498	404 x 545 x 498
WEIGHT	NET/GROS KG	32,5/41	32,5/41
POWER	VOLTAGE	220-240 V 50-60Hz	220-240 V 50-60Hz
	MAXIMUM POWER	1900	1900

TECHNICAL SPECIFICATIONS, COLOURS AND DIMENSIONS

In addition to the “standard” version with side panels and black base, Appia Life is also available in White Pearl and Heart Red, with chrome profiling.



Hole size
and distance
SINGLE GROUP

APPIA
life.

APPIA LIFE XT
3 GROUPS



VOLUMETRIC

APPIA LIFE XT
2 GROUPS



VOLUMETRIC

COMPARISON SHEET

VERSION		XT 3 GROUPS	XT 2 GROUPS
MODEL		Volumetric	Volumetric
BODY	MATERIAL	stainless steel with ABS	stainless steel with ABS
BOILER	TOTAL CAPACITY	15lt	11lt
	INSULATION	included	included
	PRESSURE SENSORS	included	included
GROUP	RAISED GROUPS	optional	optional
	LED LIGHTS	included	included
STEAM	EASYCREAM	optional	optional
	COOL TOUCH STEAM WAND	optional	optional
HOT WATER	N. WAND	1	1
	ECONOMIZER	optional	optional
CUPWARMER	ON/ OFF ELECTRIC	optional	optional
RAIL		optional	optional
REMOTE CONTROL		optional	optional
DISPLAY		included	included
DIMENSION	WXDXH MM	1014x545x498	784x545x498
WEIGHT	NET/GROS KG	72/85	54/66
POWER	VOLTAGE	220-240V 50+-60Hz 380-415V V3N	220-240V 50+-60Hz 380-415V V3N
	MAXIMUM POWER	5400	3350

STANDARD SERIES

APPIA LIFE
3 GROUPS



SEMI-AUTOMATIC

VOLUMETRIC

APPIA LIFE
2 GROUPS



SEMI-AUTOMATIC

VOLUMETRIC

APPIA LIFE COMPACT
2 GROUPS



SEMI-AUTOMATIC

VOLUMETRIC

APPIA LIFE
1 GROUP



SEMI-AUTOMATIC

VOLUMETRIC

VERSION		3 GROUPS		2 GROUPS		COMPACT		1 GROUP	
MODEL		Semi-automatic	Volumetric	Semi-automatic	Volumetric	Semi-automatic	Volumetric	Semi-automatic	Volumetric
BODY	MATERIAL	stainless steel with ABS	stainless steel with ABS	stainless steel with ABS	stainless steel with ABS	stainless steel with ABS	stainless steel with ABS	stainless steel with ABS	stainless steel with ABS
	TOTAL CAPACITY	15lt	15lt	11lt	11lt	7,5lt	7,5lt	5lt	5lt
	INSULATION	included	included	included	included	included	included	included	included
GROUP	RAISED GROUPS	optional	optional	optional	optional	optional	optional	included	included
STEAM	EASYCREAM		optional		optional		optional		optional
HOT WATER	N. WAND	1	1	1	1	1	1	1	1
	ECONOMIZER	optional	optional	optional	optional	optional	optional	optional	optional
CUPWARMER	ON/OFF ELECTRIC		optional		optional	optional	optional	optional	optional
RAIL		optional	optional	optional	optional				
REMOTE CONTROL			optional		optional		optional		optional
DIMENSION	WXDXH MM	1014x544x500	1014x544x500	784x544x500	784x544x500	554x545x498	554x545x498	404x545x498	404x545x498
WEIGHT	NET/GROS KG	72/85	72/85	54/66	54/66	42,5/52,5	42,5/52,5	32,5/41	32,5/41
POWER	VOLTAGE	220-240V 50+-60Hz 380-415V V3N	220-240V 50+-60Hz 380-415V V3N	220-240V 50+-60Hz 380-415V V3N	220-240V 50+-60Hz 380-415V V3N	220-240 V 50-60Hz	220-240 V 50-60Hz	220-240 V 50-60Hz	220-240 V 50-60Hz
	MAXIMUM POWER	5400	5400	3350	3350	2900	2900	1900	1900

APPIA
life.

Coffee machines for life.







ITALY

Simonelli Group
Via E. Betti, 1
62020 Belforte del Chienti
Macerata - Italy
T +39 0733 9501
F +39 0733 950242
info@simonelligroup.it
www.simonelligroup.it

SINGAPORE

Simonelli Group Asia Pacific Pte Ltd
380 Jalan Besar
#06-03-04, ARC 380,
Singapore 209000
T +65 68410985
www.nuovasimonelliasiapacific.com

USA

Nuova Distribution Usa
6940 Salashan Pkwy, Bldg. A
Ferndale, WA 98248
T +1 360 366 2226
F +1 360 366 4015
info@simonelliusa.com
www.simonelliusa.com

FRANCE

Nuova Distribution France
Hexapole - Actipole - Bat 5
Rue Maurice Herzog
73420 Viviers Du Lac
T +33 [0] 9 67894852
F +33 [0] 4 79544852
info@nuovadistribution.fr